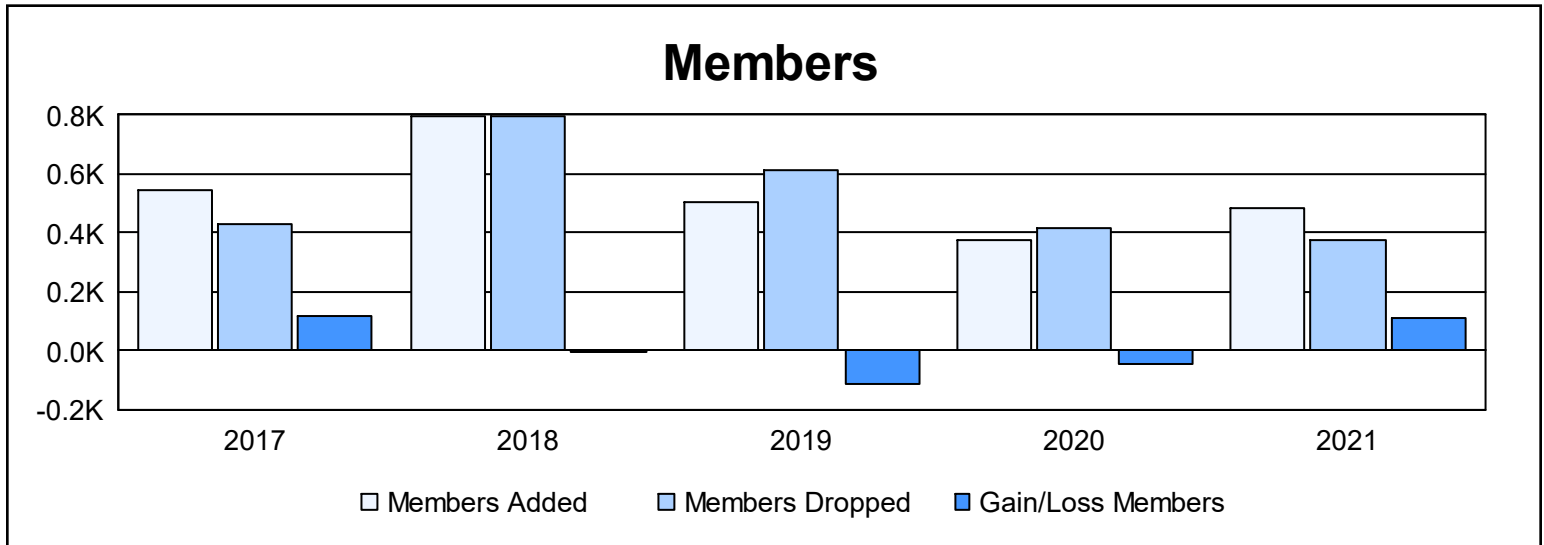
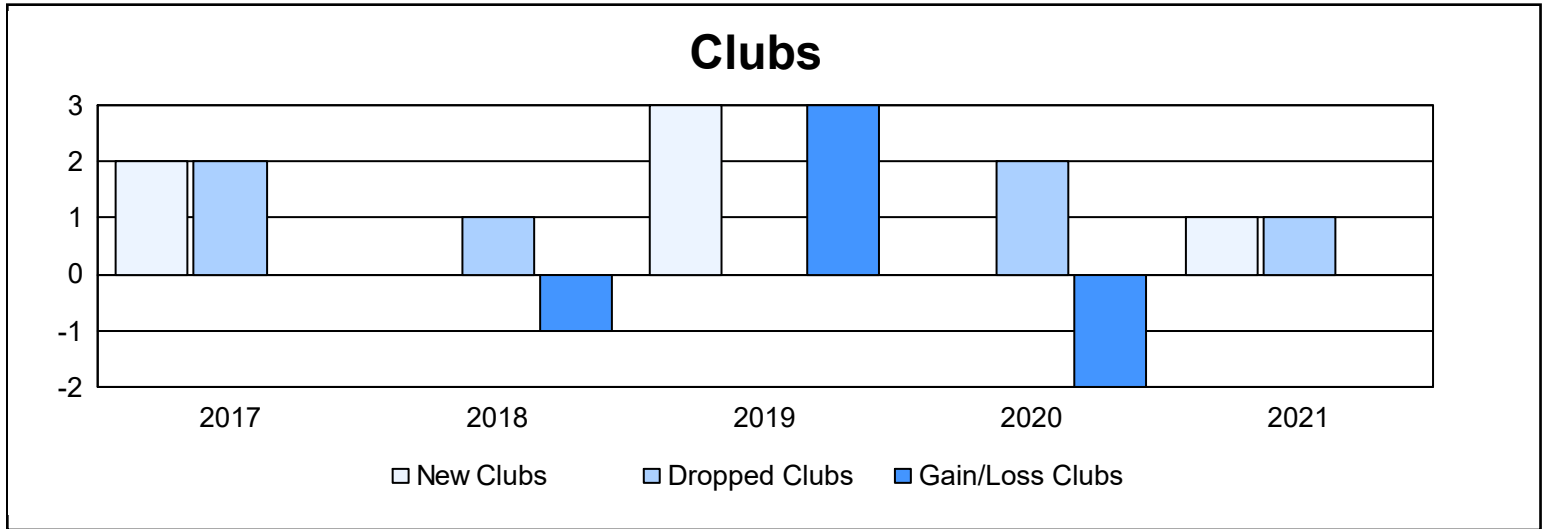
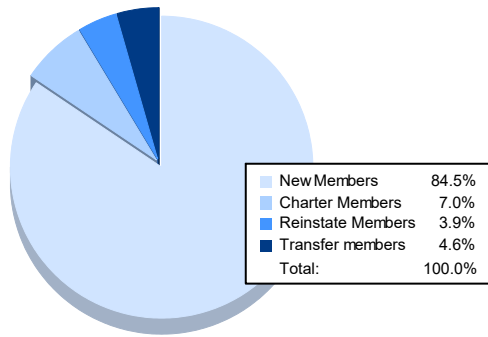


Year	New Clubs	Dropped Clubs	Gain/ Loss Clubs	New Members	Charter Members	Reinstate Members	Transfer Members	Total Member Added	Total Members Dropped	Gain/ Loss Members
2016-2017	2	2	0	426	63	45	14	548	427	121
2017-2018	0	1	-1	705	9	54	26	794	796	-2
2018-2019	3	0	3	342	102	37	22	503	614	-111
2019-2020	0	2	-2	339	4	14	16	373	416	-43
2020-2021	1	1	0	408	34	19	22	483	373	110
<b>Average</b>	<b>1</b>	<b>1</b>	<b>0</b>	<b>444</b>	<b>42</b>	<b>34</b>	<b>20</b>	<b>540</b>	<b>525</b>	<b>15</b>



### Membership Composition June 2021 Cumulative



### Gender Composition June 2021 Cumulative

